

Summer 1996

CONTENTS

Welcome To MTH	2
MTH Layout Accessories	4
Premier Line	6
BL-2 Diesel	8
F-3 A-B-A Sets	10
Pennsylvania K-4s Steamer	12
Baldwin AS-616 Diesel	14
70' Scale Length Aluminum Cars	16
'O' Scale Freight Cars	18
RailKing Line	20
Berkshire Steamer	22
Dash-8 Diesel	24
GG-1 Electric	26
O-27 Passenger Cars	28
4-6-6-4 Challenger Steamer	30
O-27 Freight Cars	32
Sound Equipped Freight Cars	35
RailKing Sets	36
RailKing Buildings	38
ProtoSound Electronics	39

WELCOME TO MTH

Welcome Aboard The Exciting World Of MTH Electric Trains

Quality, Value and Variety are not just words or part of a slogan to us. Rather, they represent the three most important elements that go into each and every one of our products. Because without Quality, Value or Variety, MTH Electric Trains would be just another run-of-the-mill train company without an identity.

Even if you have never heard of MTH before, we are confident, after you thumb through our Summer '96 Catalog, you'll believe our products are constructed with these elements in mind. By having spent many years manufacturing tinsplate reproductions, we have learned the finer points of construction, painting and quality control and now apply those lessons to each and every one of our products. Yet, despite our past history, the only true measure of how good our products are is to compare them with other manufacturer's 'O' and O-27 Gauge engines and cars.



MTH first started manufacturing tinsplate reproductions, something we continue to do today.

Start your research with our catalog and compare our products feature for feature with similar products from other manufacturers. You'll find that MTH Premier locomotives sport features not found elsewhere. Things like operating diesel smoke units, lighted cab interiors, engineer figures, directionally con-



Look for operating smoke on many MTH Premier Diesels.

trolled - constant voltage headlights, flywheel equipped chassis, true remote controlled operating couplers, intricate body detail and superior operating specifications are just a few of the many features that make MTH Premier Line products far superior to others. Best of all, each Premier piece is priced

so affordably that you won't be afraid to operate them!


Our entry level line, RailKing, like our Premier Line, also includes features not found outside an MTH catalog. RailKing steam engines, for example, are constructed from all die-cast metal components. Simply put, you can't buy a RailKing steam engine with a plastic tender or plastic boiler front, plastic gearing or even rubber decorative whistles and bells - we simply don't build them that

way! Consequently, when you visit your local dealer and pickup a RailKing engine, you'll be amazed at its feel and weight. You might even wonder how we do it when you hear the price!

You'll find that our RailKing diesels also exceed your expectations. Each RailKing diesel contains two flywheel equipped motors often capable of out pulling our competitor's comparable products by two-to-one! What's more, RailKing engines are so efficiently designed that adding digital sound is nothing more than a simple plug-in Pro-toSound upgrade away!



Colorful and authentic paint schemes along with extras like lighted cab interiors with engineer figures give MTH engines a look not found in other engines.




You won't find plastic tenders in our RailKing steam engine line. All RailKing steamers feature die-cast metal tenders, trucks and couplers.

Of course quality is just one of our assets. We also take great pride in producing a wide and varied product line. We recognize that not everybody is a Union Pacific or Pennsylvania fan. That's why, whenever possible, you'll see several offerings in each product type we promote. In short, we believe that you shouldn't have to wait years for your favorite road-name or paint scheme!

Our latest venture has been into operating accessories like our reproduction street lamps. Each lamp is constructed from die-cast and stamped metal components yet all are inexpensively priced as if they were plastic. In fact, believe it or not, they are often less expensive than our competitor's plastic counterparts!

Of course it takes an unbelievable effort to offer this much variety. No other 'O' Gauge manufacturer has produced so many new-tooled items as quickly as MTH has in the past three years. More importantly, you can expect to see even more exciting new items in the coming months and years. And, if you don't see something you like, drop us a line with your suggestions - we never ignore good ideas.

Finally, if after reading our catalog you still aren't convinced that MTH products are worthy of your railroad empire, visit your local dealer and see them firsthand. Pick them up and compare them, feature-for-feature and price-for-price with other similar 'O' Gauge products. We're convinced you'll find that MTH and RailKing products do offer more quality, more value and more variety than any other manufacturer.



Twin, flywheel equipped motors give RailKing Diesel Engines pulling strength unsurpassed by other O-27 engines and rivaling scale length O Gauge diesels.



Look for MTH Accessories like our metal street lamps and lighted lockons!

MTH LAYOUT ACCESSORIES

Light Up Your Railroad In Classic Form

Choose from four classic street lamp models each beautifully capturing the feel of yesteryear's railroading memories. These die-cast metal lamps are attractively decorated in a glossy baked enamel finish in a variety of colors. Their heavy cast base contains pre-wired power leads making them a cinch to wire up to standard AC track current.

#59 Lamp Post



Each Lamp Measures 8¹/₂ Inches Tall

Available In: Maroon - Item No. 1030
or Green - Item No. 1031

57 Street Lamp



Each Lamp Measures 7²/₈ Inches Tall

Available In: Yellow - Item No. 1028
or Orange - Item No. 1029

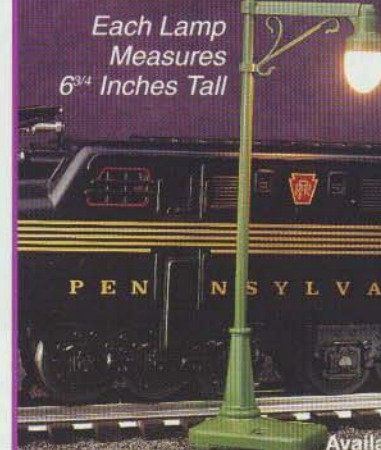
#56 Street Lamp



Each Lamp Measures 8 Inches Tall

Available In: Green - Item No. 1026 or
Maroon - Item No. 1027

No. 64 'O' Gauge Highway Lamp Post



Each Lamp Measures 6³/₄ Inches Tall

Available In:
Green - Item No. 1032 or
Maroon - Item No. 1033

MTH LAYOUT ACCESSORIES

Outfit your layout with any or all of these high quality, metal trackside accessories. The #153 Block Signal, #151 Operating Semaphore and the #69N Warning Bell are beautifully crafted working accessories from model railroading's bygone but not forgotten era! Each accessory is fully working and comes equipped with an MTH 'O' Gauge T.A.D. (track activation device). Wiring is simple, easy and takes only a few minutes.

#153 Block Signal & T.A.D.



Each Lamp
Measures
9 Inches Tall

Block Signal

Available In:
Green & Silver - Item No.
1034

#151 Operating Semaphore & T.A.D.



Each Lamp
Measures
9 Inches Tall


Available In:
Black & Silver - Item No. 1035

#69N Operating Warning Bell & T.A.D.



Each Lamp
Measures
8^{3/4} Inches Tall

Available In:
Red & Silver - Item No. 1036



O Gauge T.A.D. Track Activation Device


Available In:
O Gauge - Item No. 1037

Lighted Track Lock-On




Available In:
O Gauge - Item No. 1021

MTH Standard Gauge Track




Available In: Regular Straight Section - Item No. 1038,
Regular Curve Section - Item No. 1039,
Extra Tie Straight Section - Item No. 1040,
Extra Tie Curved Section - Item No. 1041





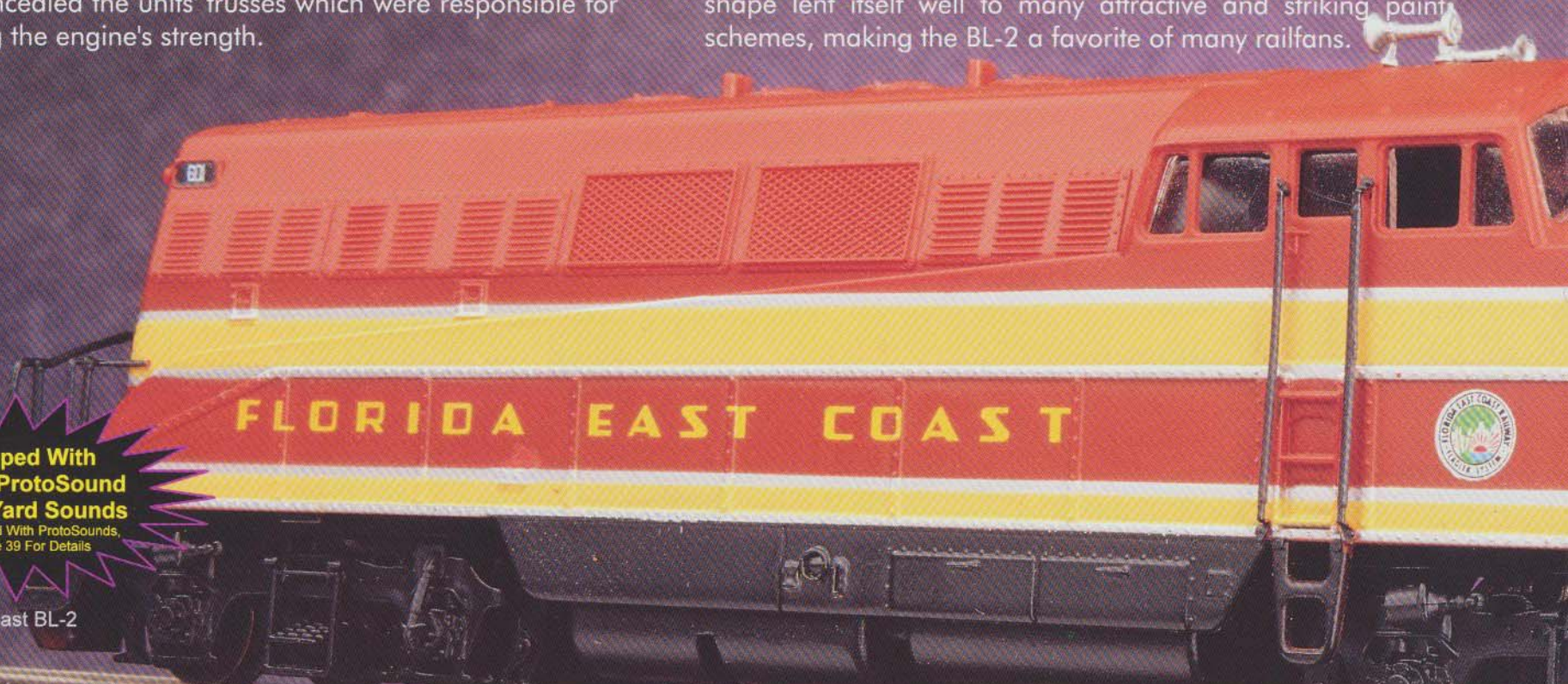
MTH PREMIER LINE



EMD'S UNIQUE WORKHORSE: THE BL-2

In the late 1940s, General Motors Electro Motive Division introduced the BL-2, a uniquely styled diesel roadswitcher. A 1500 horsepower locomotive, the BL-2 used F-3 running gear and sported a semi-streamlined body. The unique body design concealed the units' trusses which were responsible for generating the engine's strength.

The BL-2's easily recognizable body styling was originally designed to make the locomotive more attractive on suburban and local passenger trains, and provided excellent visibility in both directions from the cab. The discernible shape lent itself well to many attractive and striking paint schemes, making the BL-2 a favorite of many railfans.



**Equipped With
All New ProtoSound
Freight Yard Sounds**

When Ordered With ProtoSounds,
See Page 39 For Details

Florida East Coast BL-2
Item No. 2130

AWAKEN THE SOUNDS OF YOUR FREIGHT YARD

When outfitted with our ProtoSounds Digital Sound and Train Control System, your yard duties will come to life thanks to our all new Freight Yard Sounds. Imagine hearing the squeaking of brakes as your engine glides to a stop in your yard and prepares to unload its consist's cargo. You'll hear your engineer announce on his radio that he has entered the yard. His announcement is quickly followed by the sound of the car doors sliding open with a crash! Then the real action begins as the unloading comes to life! You may even find yourself looking around your yard when you hear the sound of forklift trucks rumbling around moving the freight in and out of your cars!

Thanks to ProtoSounds, you no longer have to imagine these scenarios. With a simple command from your transformer whistle button, you initiate the Freight Yard Sounds whenever and wherever you want! You'll find the BL-2 a perfect choice for both your freight yard and passenger chores. Choose from four popular paint schemes, including one in our popular Builder's Series. Each roadname is available in three different cab numbers - perfect for prototypical double heading.

OPTIONALLY EQUIPPED WITH



DESIGNED BY OSLN



BUILDERS SERIES - No. 4



EMD BL-2 Diesel - Item No. 2132

EMD BL-2 FEATURES

- * Operating Directionally Controlled Headlights *
- * Die-Cast Trucksides, Pilots and Fuel Tank *
- * Operating Metal Couplers * Colorful Paint Schemes *
- * 2 or 3-Rail Versions * Operates On O-31 Track *
- * Metal Handrails & Horn * Operates With Most Transformers*
- * Equipped With Electronic Diesel Horn *
- * Optionally Equipped With ProtoSound™ Digital Sound Control *
- * 2 Precision Flywheel Equipped Motors * Lighted Cab Interior *
- * Cab Engineer Figure * A Units Measure 3^{3/4}" x 15^{1/4}" x 2^{1/2}" *

ALSO AVAILABLE IN

Monon BL-2 Diesel - Item No. 2131



Western Maryland BL-2 Diesel - Item No. 2129



EMD F-3 DIESEL SETS

The fabulous EMD F-3 returns to the MTH lineup again in 1996, this time in four all new roadnames! Each scheme is available in either A-A or A-B-A consists and configured for 3-rail operation.

Having long been considered one of O Gauge's most popular diesels of all time, you'll find that MTH F-3 engines are far and away the best F-3 models ever built for O Gauge track. Each set features a powered A Unit sporting two flywheel

equipped motors providing unmatched pulling strength. In addition to the powered A unit, each set contains a non-powered A unit and an optional non-powered B unit. All contain die-cast metal trucks, die-cast metal couplers, decorative handrails, stainless steel screens and much, much more!



Rock Island F-3 A-B-A Diesel Set
Item No. 2127

UNMATCHED OPERATING FEATURES

While the MTH F-3's are cosmetically some of the finest looking locomotives we have ever produced, it's what's under the hood that really sets MTH engines apart from others. Every MTH F-3 features a constant voltage lighting system that controls directionally active headlights, lighted marker lights and a lit cab interior. When purchasing a 3-Rail model, you will experience the efficiency of a Proto-DCRU™ reverse unit and

can choose from an electronic digital horn or our very popular ProtoSound digital sound and train control system.

Included with the ProtoSound system is an all new feature for 1996, Passenger Station Announcements and a Squeaking Brake Feature. Both are activated from your transformer whistle button and provide a new level of realism never before seen in O Gauge railroading.

OPTIONALLY EQUIPPED WITH



DESIGNED BY OSIN



C&O F-3 A-B-A Diesel Set - Item No. 2125



EMD F-3 FEATURES

- * Operating Directionally Controlled Headlights *
- * Die-Cast Trucksides, Pilots and Fuel Tank *
- * Operating Metal Couplers *
- * Colorful Paint Schemes *
- * 2 or 3-Rail Versions *
- * Operates On O-31 Track *
- * Metal Handrails & Horn *
- * Operates With Most Transformers*
- * Equipped With Electronic Diesel Horn *
- * Optionally Equipped With ProtoSound™ Digital Sound Control *
- * 2 Precision Flywheel Equipped Motors *
- * Lighted Cab Interior *
- * Cab Engineer Figure *
- * A Units Measure 3³/₄" x 13¹/₂" x 2¹/₂" *

ALSO AVAILABLE IN

Alaska F-3 A-B-A Diesel Set - Item No. 2128



Boston & Maine F-3 A-B-A Diesel Set - Item No. 2126



PENNSYLVANIA K-4S PACIFIC

On perhaps the greatest railroad ever, no steam locomotive was more revered than the legendary Pennsylvania K-4s Pacific. Evolving from a program began in 1914 to develop heavy freight and passenger classes utilizing common boiler designs, the K-4s was an instant success. From 1917 to 1928, a total of 425 units were built at the Juanita and Baldwin shops.

The 4-6-2 K-4s became the Pennsylvania's principal passenger hauler, possessing a consummate blend of speed and power. Often double headed on east coast limiteds in front of

a Pullman consist, the K-4s was a common and beautiful sight on the Pennsylvania's rails, and became synonymous with that railroad's steam power.


MTH Electric Trains is proud to bring this magnificent steam locomotive to life as the first scale die-cast K-4 ever in O gauge. Featuring all of the craftsmanship and detail that make an MTH steam locomotive unmatched in the industry, the K-4s is truly a handsome and faithful reproduction of the stately legend.


Pennsylvania K-4s Pacific Steam Engine
Item No. 3018 and 3019



EQUIPPED WITH



DESIGNED BY 



EXPERIENCE REALISM AS NEVER BEFORE

As with all new MTH steam engines the K-4s comes outfitted with our ProtoSounds Digital Sound and Train Control System, including our revolutionary Passenger Station Announcement feature. Now, with a simple push of the whistle button, your K-4s can activate a unique and exciting sequence simulating the arrival and departure of an engine at a passenger station. From the moment the squeaking brakes sound as your engine glides to a halt, to the conductor's famous "All Aboard" call as your engine prepares to depart, you'll swear your engine has pulled into a "real" train station! These state-of-the-art, microprocessor controlled electronics guarantee that your MTH K-4s is not only the finest steam engine you've ever operated, but the most fun as well.

PENNSYLVANIA K-4S FEATURES

- * Operating Constant Voltage Headlight * Die-Cast Chassis *
- * Die-Cast Boiler and Tender Body * Die-Cast Proto-Coupler *
- * Authentic Pennsylvania Paint Scheme *
- * Available In 2 Cab Numbers * Operates On O-31 Track *
- * Metal Handrails & Horn * Operates With Most Transformers *
- * All Models Equipped With ProtoSound™ Digital Sound *
- * Precision Pittman® Motor With Flywheel Drive Train *
- * Operating Smoke Unit * Lighted Cab Interior *
- * Cab Engineer Figure * Operating Firebox Glow *
- * Locomotive & Tender Measure 3^{3/4}" x 22" x 2^{1/2}" *

BALDWIN AS-616 DIESEL

Sporting a rugged and dependable look, Baldwin's AS-616 diesel became the perfect choice for roads looking for a dependable beast of burden. In fact, the 616 eventually proved to be Baldwin's most popular road switcher with its remarkable ability to adapt to almost any type of service.

Although not glamorous, the AS-616, as much as any diesel, epitomized the term workhorse. From mainline drags to

locals, and transfer jobs to coal service, the 616 was up to the task. Beginning in 1950, Baldwin's Eddystone plant was busy producing the rugged 1600 horsepower six axle switcher. Production finally ceased in 1955 with a total of 168 units produced.



**Equipped With
All New ProtoSound
Freight Yard Sounds**

When Ordered With ProtoSounds,
See Page 39 For Details

Bessimer and Lake Erie AS-616 Diesel
Item No. 2134

SOO Line AS-616 Diesel - Item No. 2135



Southern Pacific AS-616 Diesel - Item No. 2137



OPTIONALLY EQUIPPED WITH



DESIGNED BY 



Union Pacific AS-616 Diesel - Item No. 2138



MTH Electric trains brings to life the power and work ethic of the original AS-616 in our 1/4 scale Premier line diesel. With powerful dual motors and heavy die-cast metal trucks and couplers, the MTH AS-616 will perform any task on your pike. When outfitted with our ProtoSounds System, your AS-616 will quickly become an all-time favorite.

BALDWIN AS-161 FEATURES

- * Operating Directionally Controlled Headlights *
- * Die-Cast Trucksides, Pilots and Fuel Tank *
- * Operating Metal Couplers * Colorful Paint Schemes *
- * 2 or 3-Rail Versions * Operates On O-31 Track *
- * Metal Handrails & Horn * Operates With Most Transformers*
- * Equipped With Electronic Diesel Horn *
- * Optionally Equipped With ProtoSound™ Digital Sound Control *
- * 2 Precision Flywheel Equipped Motors * Lighted Cab Interior *
- * Cab Engineer Figure * Operating Diesel Smoke *
- * Measures 3³/₄" x 14¹/₂" x 2¹/₂" *

Pennsylvania AS-616 Diesel - Item No. 2133



Chicago Northwestern AS-616 Diesel - Item No. 2136



70' Scale Length 2-Car Sets

ALUMINUM SLEEPER DINER COMBOS

Today's scale locomotives massive size and pulling strength are often too much engine for the typical five car passenger set offered for those engines. By adding an MTH 70' Scale Aluminum Sleeper/Diner Set to your 70' Scale Aluminum Car Sets, you can put your engines to work doing what they were designed for - pulling long passenger consists.




Union Pacific Sleeper/Diner Set
Item No. 6606



70' Sleeper/Diner Aluminum Car Features

The MTH Sleeper/Diner sets are constructed from extruded aluminum shells like their five-car set brethren. Each car includes die-cast metal trucks with metal operating couplers, interior illumination, fast-angle wheels and needle-point axles. More importantly, each car is decorated to match its locomotive.


- * Extruded Aluminum Bodies
- * Interior Illumination
- * Die-Cast Metal Trucks
- * Fast-Angle Wheels
- * Needle-Point Axles
- * Operating Die-Cast Couplers
- * Runs On O-42 Track



Atlantic Coast Line Painted Sleeper/Diner Set
Item No. 6600



Chesapeake & Ohio Sleeper/Diner Set
Item No. 6602




New York Central Empire Sleeper/Diner Set
Item No. 6604



Atlantic Coast Line Plated Sleeper/Diner Set
Item No. 6601



Southern Sleeper/Diner Set
Item No. 6603



California Zephyr Sleeper/Diner Set
Item No. 6605



'O' SCALE FREIGHT CARS

Give your MTH Premier Line engines a consist of freight cars they would be proud to pull; the all new MTH O Scale Freights. These colorfully decorated scale proportioned freight cars are an exciting new addition to our line.

Union Pacific Scale Caboose - Item No. 9100



Burlington Northern Scale Tank - Item No. 9200



Each car is constructed from ABS plastic bodies and mounted atop die-cast, sprung trucks with operating metal couplers. The intricately detailed bodies and smooth rolling trucks are bound to make these MTH Scale Freights some of your roster's favorites. We have gone to great lengths to find colorful attractive paint schemes that will look great behind any MTH or other O Gauge engine.


You'll find Pennsylvania and Union Pacific livery on our Modern Extended Vision Caboose; Denver Rio Grande and Burlington Northern grace our Uni-Body Tank Car; Union Pacific and New York Central make up our Ps-1 40' Box Car names; and two attractive private roads, Needham and Pepper Packing Company make up our Steel Plug Door Reefer.



New York Central Scale Box - Item No. 9300




Pennsylvania Scale Caboose - Item No. 9101



Needham Scale Reefer - Item No. 9401




Denver Rio Grande Scale Tank - Item No. 9201



Pepper Packing Scale Reefer - Item No. 9400




U. P. Challenger Scale Box - Item No. 9301



RAIL KING™

By MTH Electric Trains





RAILKING AND MTH: BRINGING QUALITY TO YOUR LAYOUT

At MTH Electric Trains, we strive to provide our customers with a level of quality and value not seen in toy train manufacturing for decades! Our RailKing line perhaps sums up the MTH philosophy the best by bringing back "Quality In The Tradition You Remember".

By striving to produce quality trains at fair prices, we believe you will find MTH products to be better than those produced years ago, or even today, by other manufacturers. Even our own line is constantly reviewed for possible improvements and enhancements in an effort to continue providing our customers with the best value model railroading has to offer.

RAIL KING
By MTH Electric Trains

Traditionally Sized For O-27 Operation

CLASSIC BERKSHIRE STEAM

A Classic O-27 Engine - The Berkshire

Following in the footsteps of our very successful RailKing Mohawk and Hudson Steam Engines is perhaps one of O-27's most recognized engine types - the Nickel Plate Berkshire.

Nickel Plate Berkshire Steam Engine
Item No. 1109



Nickel Plate Caboose
Item No. 7705

The RailKing 2-8-4 Berkshire combines die-cast ruggability with 1990's technology in creating what may be the finest O-27 Berkshire to ever run the rails. The engine comes mounted on our revolutionary die-cast chassis and like all RailKing steam engines features a smooth running flywheel coasting drive train. Every Berk comes equipped with our exciting puffing smoke system that you must see to believe.

The faster your engine travels, the greater the smoke output!
Each engine is also equipped with our simulated digital electronic whistle, a lighted headlight and a die-cast metal operating coupler.



*Traditional Boxed Berkshire Sets
Are Also Available - See Page 28*

RailKing™ Berkshire Features

- * Die-Cast Boiler * Die-Cast Tender * Die-Cast Chassis *
- * Operating Headlight * Operating Puffing Smoke Unit *
- * Detailed Cab Interior * Decorative Metal Whistle & Bell *
- * Flywheel Coasting Drive Train *
- * Operates With Any "Standard" AC Transformer *
- * Simulated Electronic Digital Whistle *
- * Operating Die-Cast Coupler * Runs On O-27 Track *
- * DCRU™ Electronic Reverse With Lockout *
- * All Metal Wheels & Gears * Available In Two Schemes *
- * Engine & Tender Measure Almost 20" In Length *
- * Combined Weight Of Engine and Tender is 7½ Pounds *



Erie Berkshire Steam Engine - Item No. 1110

RAIL KINGTM
By MTH Electric Trains

Traditionally Sized For O-27 Operation

DASH-8 DIESEL POWER!!

Modern diesel motive power comes to O-27 with our latest RailKing diesel release - the popular General Electric Dash-8. Decorated in attractive Amtrak and Santa Fe paint schemes, these O-27 powerhouses are some of the strongest diesels ever built for O-27 use.


**Locomotive
Measures 13" Long!!**



Amtrak O-27 Dash-8 Diesel
Item No. 2003

Each engine is constructed with two flywheel equipped motors for unparalleled pulling power. The intricately detailed ABS plastic body has far more detail than other O-27 engines currently available. In addition, each Dash-8 also features die-cast metal trucks, metal handrails and operating metal couplers. All are designed to provide your engine with a level of durability that will last for years.

*Matching Passenger Cars
Are Also Available - See Page 28*




Santa Fe O-27 Dash-8 Diesel - Item No. 2004


RailKing™ Dash-8 Features

- * Detailed ABS Plastic Body * Die-Cast Trucks *
- * Stamped Metal Floor * Operating Directional Headlights *
- * Flywheel Coasting Drive Train * Two Powerful Motors *
- * Operates With Any "Standard" AC Transformer *
- * Electronic Digital Horn * Operating Metal Couplers *
- * Runs On O-31 Track * DCRU™ Electronic Reverse W/ Lockout *
- * All Metal Wheels & Gears * Engine Measures 15" In Length *
- * Weighs Almost 7 Pounds *

Each Unit Equipped With Two Flywheel Motors



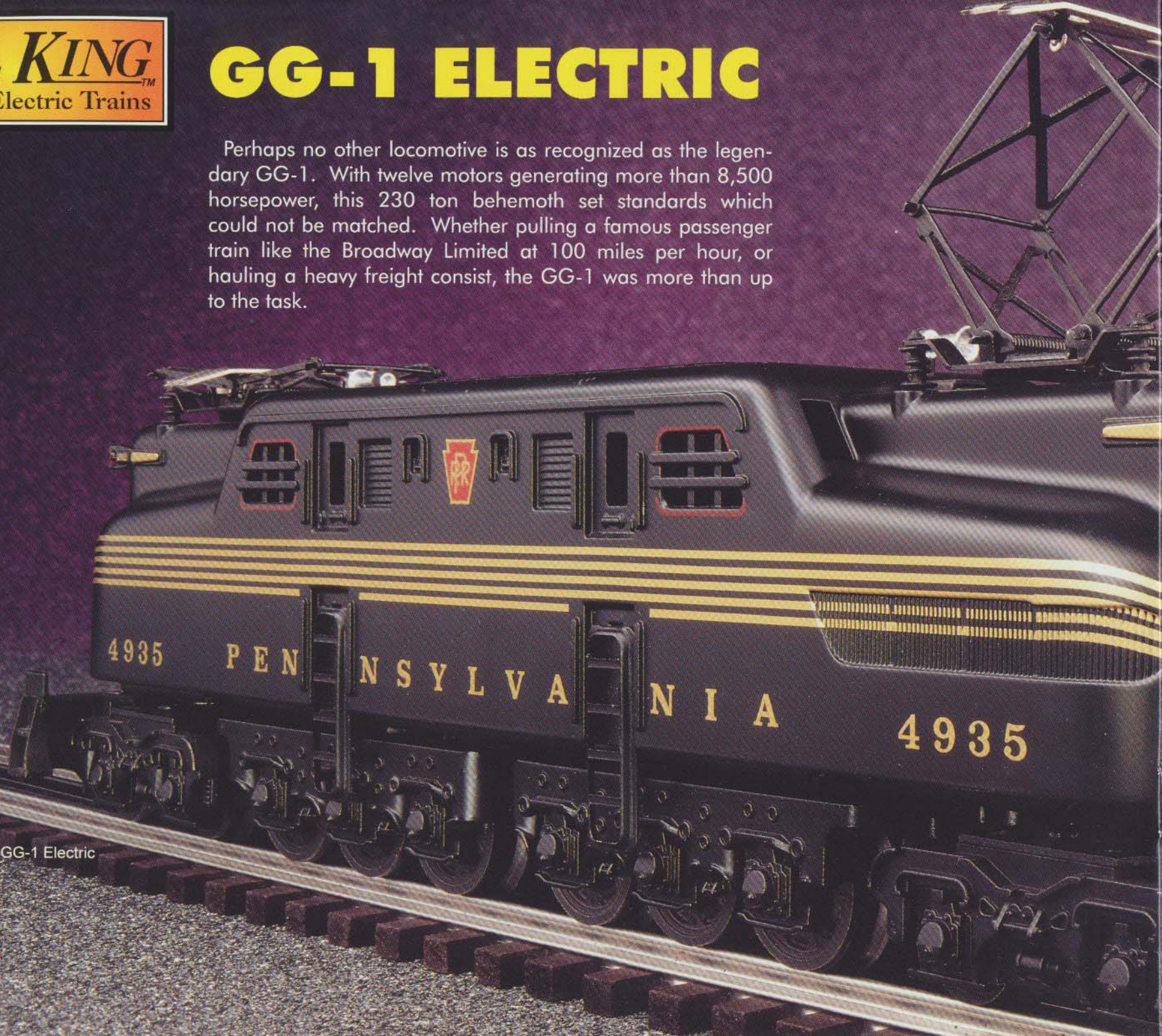
Authentic Detailed With Stamped Metal Handrails



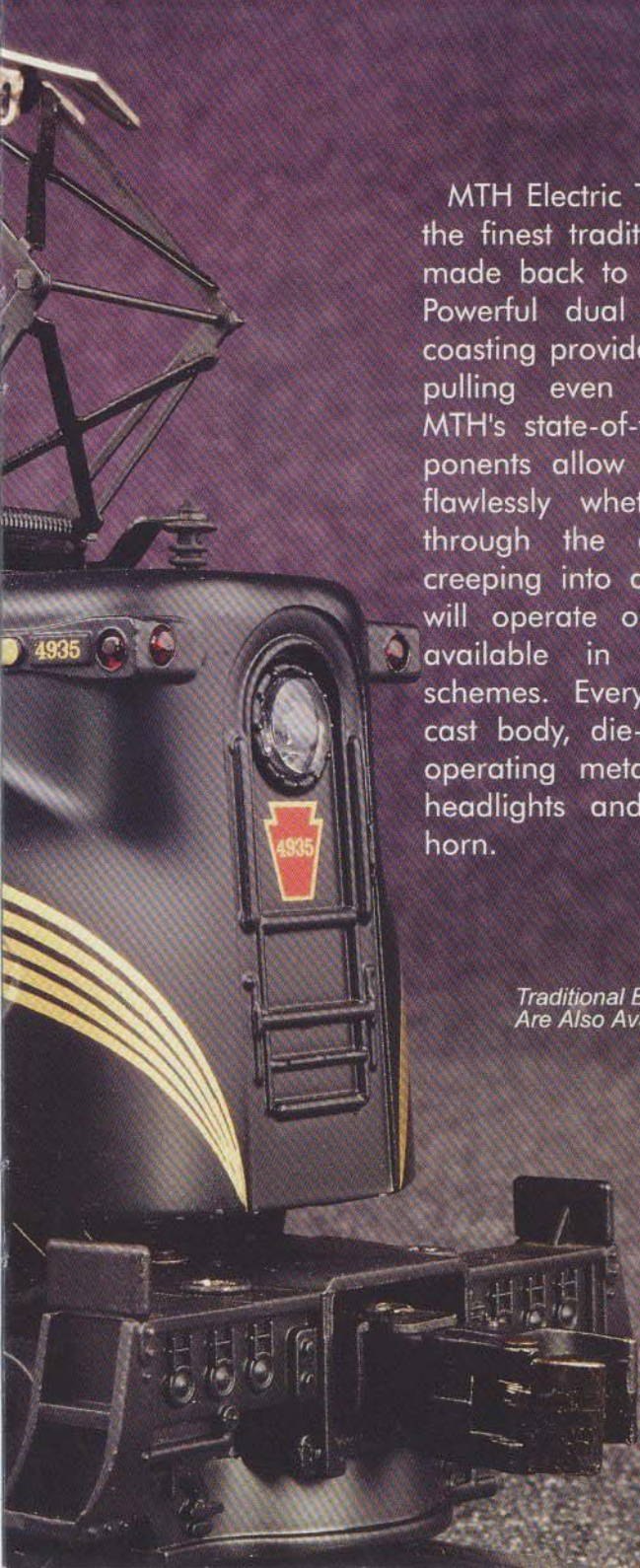
RAIL KINGTM
By MTH Electric Trains

GG-1 ELECTRIC

Perhaps no other locomotive is as recognized as the legendary GG-1. With twelve motors generating more than 8,500 horsepower, this 230 ton behemoth set standards which could not be matched. Whether pulling a famous passenger train like the Broadway Limited at 100 miles per hour, or hauling a heavy freight consist, the GG-1 was more than up to the task.



Pennsylvania Green GG-1 Electric
Item No. 1107




MTH Electric Trains is proud to bring the finest traditional sized GG-1 ever made back to the O Gauge market. Powerful dual motors with flywheel coasting provide unmatched power for pulling even the longest consists. MTH's state-of-the-art electronic components allow the GG-1 to perform flawlessly whether it is high-ballin' through the countryside or slowly creeping into a station. Each GG-1 will operate on O-31 track and is available in three popular paint schemes. Every engine features a die-cast body, die-cast metal trucks with operating metal couplers, directional headlights and an electronic digital horn.

*Traditional Boxed GG-1 Sets
Are Also Available - See Page 36*

RailKing™ GG-1 Features

- * Die-Cast Body * Die-Cast Trucks * Stamped Metal Floor *
- * Operating Directional Headlights * Glowing Cab Marker Lights *
- * Flywheel Coasting Drive Train * Two Powerful Motors *
- * Operates With Any "Standard" AC Transformer *
- * Simulated Electronic Digital Horn * Operating Metal Couplers *
- * Runs On O-31 Track * DCRU™ Electronic Reverse With Lockout *
- * All Metal Wheels & Gears * Engine Measures 15" In Length *
- * Weighs Almost 7 Pounds *

Pennsylvania Tuscan Red GG-1 Electric - Item No. 2121



Amtrak GG-1 Electric - Item No. 2122




RAIL KING
By MTH Electric Trains

O-27 PASSENGER CARS

New for 1996, RailKing introduces O27 Streamlined Passenger cars!

Now you can add a sleek and beautiful passenger train to your railroad empire with these RailKing O27 passenger cars. Build your custom passenger consist from four car models including baggage cars, lighted coaches, lighted vista domes and lighted observation cars.



Amtrak O-27 Passenger Car
Item No. 6000

**All-New
For O-27!!**

RailKing passenger cars are designed for years of operating fun, with sturdy metal floors, die-cast trucks and couplers, and tough ABS plastic bodies. They include an illuminated cab interior and end-of-car diaphragms for even more realism! In addition, all RailKing passenger cars feature smooth rolling needle point axles for less drag and easy pulling. Line up an Amtrak or Santa Fe set behind your RailKing Dash-8 or GG-1 for terrific operating fun!



RailKing™ Streamlined O-27 Car Features

- * Authentically Detailed ABS Plastic Bodies *
- * Interior Illumination * Die-Cast Metal Trucks *
- * Fast-Angle Wheels * Needle-Point Axles *
- * Detailed Car Interiors * Operating Die-Cast Couplers *
- * Runs On O-27 Track * Available In Amtrak and Santa Fe *
- * Choose From 4 Cars; Baggage, Coach, Vista & Obs. Car *
- * Each Car Measures Almost 12^{1/2}" In Length *
- * Under Carriage Detail * End Of Car Diaphragms *

Santa Fe O-27 Passenger Car - Item No. 6002



RAIL KINGTM
By MTH Electric Trains

UP CHALLENGER

The Mighty Challenger - Sized For Everyone!

At last . . . here comes an articulated engine that can operate on any O-31 or larger layout. The awesome Union Pacific Challenger rolls out of our RailKing shops in 1996 as a perfect mainline traditional-sized locomotive.

Similarly detailed like all our RailKing steam engines, the Challenger features all die-cast metal construction, two oper-


ating smoke stacks, an operating headlight, operating metal couplers and an electronic whistle. Best of all, this undersized version of our Premier Line Challenger only measures 25 inches in length making it a perfect addition to your O-31 roster.

Union Pacific Two-Tone Gray Challenger
Item No. 1107



Look For RailKing Engines And More
Stock At Your Favorite MTH Dealer!

**Loco And Tender
Measure 25" Long!!**



RailKing™ Challenger Features

- * Die-Cast Boiler * Die-Cast Tender * Die-Cast Chassis *
- * Operating Headlight * Operating Puffing Smoke Unit *
- * Detailed Cab Interior * Decorative Metal Whistle & Bell *
- * Flywheel Coasting Drive Train *
- * Operates With Any "Standard" AC Transformer *
- * Simulated Electronic Digital Whistle *
- * Operating Die-Cast Coupler * Runs On O-31 Track *
- * DCRU™ Electronic Reverse With Lockout *
- * All Metal Wheels & Gears * Available In Two Schemes *
- * Engine & Tender Measure Almost 25" In Length *
- * Combined Weight Of Engine and Tender is 7½ Pounds *

ALSO AVAILABLE IN

Union Pacific Black Challenger - Item No. 1108



**Operates On
O-31 Curves!!**

RAIL KING™
By MTH Electric Trains

ROLLING STOCK


Build your railroad empire up with our full line of rugged, semi-scale RailKing Freight Cars. Designed for operation on O-27 track, all RailKing cars feature sturdy ABS plastic molded bodies for years of rugged handling. Each car is painted in several colorful paint schemes designed to capture the real feel of today and yesterday's railroads.




RailKing™ Freight Car Features

- * Durable ABS Plastic Constructed Bodies
- * Die-Cast Metal Trucks
- * Fast-Angle Wheel Sets
- * Needle-Point Axles
- * Stamped Metal Floors
- * Die-Cast Metal Operating Couplers
- * Three Different Car Styles
- * Colorfully decorated Paint Schemes
- * Detailed Brake Wheels
- * Sliding Boxcar and Stockcar Doors
- * Runs On O-27 Track
- * Each Car Measures Approximately 3¹/₄" Tall by 10³/₄" Long by 2³/₈" Wide

Every Rolling Freight Car comes equipped with die-cast metal trucks, die-cast metal operating couplers, fast-angle wheels and needle-point axles. The result is a perfectly weighted, smooth rolling car ideal for operation in long consists without derailling on sharp curves.




Santa Fe Refrigerator Car - Item No. 7808




Santa Fe Box Car - Item No. 7406




Nickel Plate Stock Car - Item No. 7106



Chicago Northwestern Stock Car - Item No. 7109



Pennsylvania Refrigerator Car - Item No. 7809



NYC Pacemaker Box Car - Item No. 7407



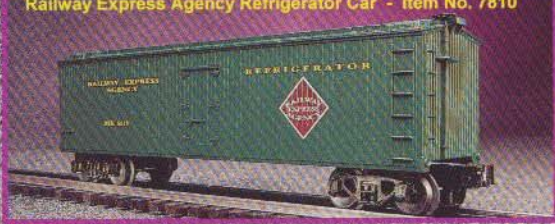
ROLLING STOCK



Burlington Refrigerator Car - Item No. 7806



Railway Express Agency Refrigerator Car - Item No. 7810




RailBox Box Car - Item No. 7409



Pennsylvania Merchandise Box Car - Item No. 7408



Union Pacific Stock Car - Item No. 7407




Santa Fe Stock Car - Item No. 7405




Union Pacific Refrigerator Car - Item No. 7807



Pennsylvania Stock Car - Item No. 7406



Union Pacific Box Car - Item No. 7405



RAILKING PROTO-FREIGHT EQUIPPED CARS

Your RailKing stock and box cars can be upgraded with our hi-tech Proto-Freight sound modules pre-programmed with your choice of stock or freight car sounds! These CD-like sound recordings contain clips of your choice of cow sounds, horse sounds or shifting freight sounds. Once turned on, these modules are activated by the movement of your car.


Each time the car is "rocked" or moved on the track, the sounds will play. What's more, the sounds increase in volume and frequency the more violent the car ride becomes.

You'll find these modules to be a great test of your engineering skills whenever you move out a load of cows or horses or delicate freight goods. Be careful, if you couple up to the consist too hard or accelerate too quickly, those farm critters will let you know with a protesting chorus of moos and whinnies. Carrying a load of delicate goods? Stopping too quickly will bring your freight car's contents to a crashing halt! But, gently move your cars around and you'll hear contented moo, neighing and gentle freight rattling sounds as your animals and freight contents happily ride around your layout.



**MOO,
MOOOOO!!!**

NICKEL PLATE ROAD



Add The Proto-Freight Sound Module To Almost Any Box or Stock Car - Installation Is Simple & Quick!



ORDER YOUR RAILKING CARS WITH PROTO-FREIGHT!

Every RailKing Stock and Box Car can be ordered pre-equipped with the Proto-Freight module of your choice.

AVAILABLE IN

Cow Sounds or Horse Sounds

A.C.L., Santa Fe, Union Pacific, Nickel Plate, Chicago Northwestern & Pennsylvania Stock Cars

Shifting Freight

Santa Fe, Pennsylvania, New York Central, RailBox & Union Pacific Box Cars

You can add the Proto-Freight module to almost any stock or box car that has inside dimensions greater than 2.25" x 8.25". Available sound sets include cows (PE-600), horses (PE-601), shifting freight (PE-603) and Santa Sounds (PE-602).

RAIL KINGTM
By MTH Electric Trains

TRADITIONAL BOXED SETS

There may be no finer way to introduce a train lover, of any age, to the hobby of model railroading than with a RailKing Traditional Set. Each RailKing Steam or GG-1 Set contains a high powered locomotive with electronic reverse, operating headlight and couplers, electronic digital whistle or horn and a flywheel coasting drive train.

In addition, each set contains three RailKing freight cars and a lighted caboose. Each RailKing freight car features a durable, well detailed plastic ABS body and die-cast trucks with metal operating couplers. The illuminated caboose is also outfitted with die-cast metal trucks and metal operating couplers. You simply won't find a better quality set for traditional train operations.



Track and Transformer Not Included

Tuscan Red Pennsylvania GG-1 Set - Item No. 022



Set Includes: Pennsylvania Tuscan Red GG-1, Pennsylvania Box Car, Pennsylvania Reefer Car, Pennsylvania Tank Car, Pennsylvania Lighted Caboose

Brunswick Green Pennsy GG-1 Set - Item No. 023



Set Includes: Pennsylvania Brunswick Green GG-1, Pennsylvania Box Car, Pennsylvania Reefer Car, Pennsylvania Tank Car, Pennsylvania Lighted Caboose

Nickel Plate Berkshire Steam Set - Item No. 024



Set Includes: Nickel Plate Berkshire Steam Engine, Nickel Plate Hopper, Nickel Plate Stock Car, Nickel Plate Flat Car and Nickel Plate Lighted Caboose

Erie Berkshire Steam Set - Item No. 025



Set Includes: Erie Berkshire Steam Engine, Pennsylvania Refrigerator Car, New York Central Pacemaker Box Car, Atlantic Coast Line Stock Car and Erie Lighted Caboose

RAILKING FREIGHT CARS ALSO AVAILABLE SEPARATELY



RAILKING's RAILTOWN™ O/O-27 BUILDINGS


Introducing the RailTown series of O gauge buildings from MTH/RailKing!

Add a splash of life to your layout with these quality-built RailTown Buildings. Made from sturdy ABS plastic and brightly decorated, RailTown buildings are the perfect size for your RailKing locomotives and cars. Choose from three colorful, pre-assembled models or buy all three and start building your own RailTown.



Country House - Item No. 9003

*Measuring Approximately
11 x 4^{1/4} x 11^{3/4} Inches Tall*



Country Church - Item No. 9002

*Measuring Approximately
6^{1/2} x 4^{1/4} x 11^{3/4} Inches Tall*



Farm House - Item No. 9001

*Measuring Approximately
8^{1/4} x 8^{1/16} x 7 Inches Tall*

**All Buildings
Come Preassembled
And Prepainted**



DESIGNED BY 


Enhance Your Locomotives With Micro-Processor Power!! **PROTOSOUND ELECTRONICS**

In the face of today's ever increasing technology shadow, electric toy trains offer the operator a brief respite from what may seem like technology overload. Yet despite the relative simplicity of running a toy train around a loop of track, we at MTH recognize the advantages today's technology can give to our products. That's why we have gone to great lengths to develop and expand our ProtoSound System. Together with QSI, our focus has been to make ProtoSounds one of the O Gauge markets best digital sound and train control systems.

Available in any of our 3-rail premier locomotives, ProtoSounds provides you with quality 16 bit digital sound. More excitingly, it also provides the operator with remote control functions over typical train control operations. Using any standard AC transformer, like the venerable ZW, you can control the volume of your locomotive sounds; you can lock your engine into any direction; you can open your locomotive coupler at any time without the need for an uncoupling track section; and you can blow the whistle and ring the bell with a single transformer whistle button. Best of all, you don't need to rewire or buy any additional controllers to operate this easy to use state-of-the-art system.

While the remote functions are enticing, many operators have dubbed MTH Trains those "Talking Trains", thanks to our popular Cab Chatter sequences. You'll find these dispatcher-to-engineer radio dispatch messages in any MTH Premier Diesel engine equipped with ProtoSounds. Each engine type contains different Cab Chatter sequences that play randomly whenever the engine sits in neutral. Line up several ProtoSound equipped diesels on a siding and you'll swear they're talking to each other!

New for 1996 are **ProtoSound Passenger Station Announcements** and **Freight Yard Sounds**. These revolutionary features once more add another slice of realism to your O Gauge layout. In any of our passenger type locomotives, you'll find the Passenger Station Announcement Feature. When activated, it allows you to announce



your locomotive as it pulls into your train station, complete with squeaking brakes and station PA announcements. After your engine has arrived, the sound of the doors open and your passengers are greeted by a friendly conductor. You can even hear their feet shuffling off the track and onto the platform! When you're ready to pull your locomotive out of the station, you'll hear passenger loading sounds, more station PA announcements and even the conductor yelling "All Aboard!". It all occurs automatically when you trigger the feature through your transformer whistle button.

Like the Passenger Station Announcements, our Premier Freight Locomotives come equipped with Freight Yard Sounds. These highly realistic sounds are activated by the operator whenever your train pulls into a freight yard. Once activated, you'll hear Cab Chatter messages describing freight yard activities, the crashing of sliding car doors, the familiar sounds of forklift operations and the rumbling of freight being moved about inside your cars. We even included the warning alarm of a forklift truck moving in reverse!

1996 ProtoSound-Equipped Engines Contain These Exciting Features

- 16 Bit Digital Diesel or Steam Engine Sounds
- Digital Diesel Horn or Steam Whistle and Bell Sounds
- ProtoCoupler Remote Uncoupling System With Digital Sounds
- Remote Volume & Engine Lockout Control From Most AC Transformers
- Self-Recharging Battery Backup System With Auto Shutdown
- Neutral Activated Diesel Cab Chatter Sounds or Enhanced Steam Neutral Sounds

Plus

Station Announcements

- Squeaking Brakes
- Passenger Embarking and Disembarking Sounds
- Station PA Announcements
- Conductor Sounds
- Station Background Sounds

Or

Freight Yard Sounds

- Squeaking Brakes
- Freight Yard Cab Chatter
- Forklift Sounds With Warning Bell
- Box Car Door Sounds
- Freight Loading Sounds



All products depicted in this catalog are not production models. In some cases, the models pictured may be HO, O Scale or some other products. All items graphics, features and content are subject to change after publication. All product descriptions may be verified on their retail packages.

© 1996, MTH Electric Trains, Columbia, Maryland. ProtoSounds, Rail-Town and RailKing are MTH Trademarks. QSI, ACRU & DCRU are registered trademarks of QS Industries, Inc.